

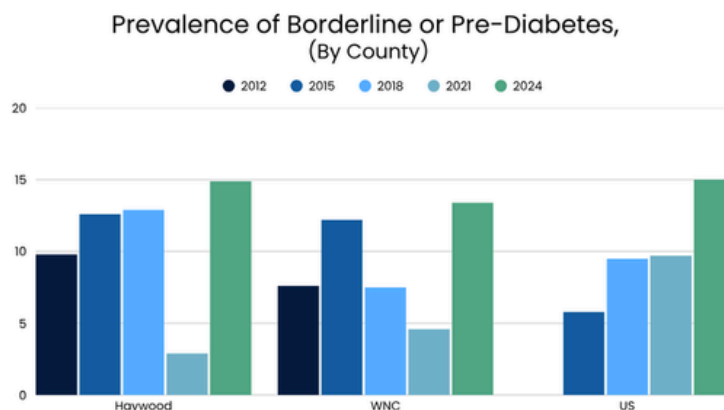
# CHRONIC DISEASE



## Community Health Assessment–Priority Setting Data Summary

A large list of primary (newly collected) and secondary (existing) data was reviewed internally by Haywood County public health staff with support from WNC Health Network partners. This allowed the team to arrive at a ‘short list.’

## THE NUMBERS



## WHAT THIS MEANS FOR HAYWOOD COUNTY

- Heart disease- 8.1% (decrease) (WNC Health Network, 2024)
- Borderline diabetes- 14.9% (increase)(WNC Health Network, 2024)
- In NC, 23.6% of children have 2+ Adverse Childhood Experiences. As ACES increase, the more likely a person is to develop a chronic disease (Healthy NC 2030).
- One hundred percent of key informants rated heart disease/stroke as major or moderate community problems (WNC Health Network, 2024).



# CHRONIC DISEASE

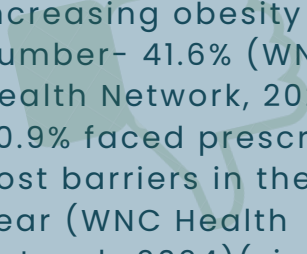
## WHAT'S HELPING?

- Medicaid expansion
  - Fewer people lack health coverage- 18.3% (WNC Health Network, 2024)
- Healthy Opportunities Pilot
- Library programs
- Local food security organizations




## WHAT'S HURTING?

- Lack of childcare
- Lack of maternal resources
- Cost of food
  - More individuals are facing food insecurity- 30% (WNC Health Network, 2024)
- Increasing obesity number- 41.6% (WNC Health Network, 2024)
- 20.9% faced prescription cost barriers in the past year (WNC Health Network, 2024)(single year)



## WHO'S MOST IMPACTED?

- Those who are 45+



## WHAT ELSE DO WE KNOW?

- Over 20% of individuals had trouble accessing medical care in the past year (WNC Health Network, 2024).
- Transportation can be a barrier to accessing medical care and healthy foods. Nearly 13% reported facing this in the past year (WNC Health Network, 2024).



## HOW ARE WE SUPPORTING?

- Cooking and nutrition education through Cooperative Extension
- Public school breakfast and lunch programs
- Women, Infants and Children (WIC) and the Supplemental Nutrition Assistance Program (SNAP)
- Haywood Greenway Advisory Council
- Diabetes Prevention Program

