




2016 State of the County Health Report


Haywood County
March 2017



www.haywoodnc.net
www.healthyhaywood.com


WNCHEALTHYIMPACT

HAYWOOD COUNTY 2016




Board of Health and Human Services

- Dr. Kristel W. Causby/**Optometrist Member**
- Kim Ferguson/**Pharmacist Member**
- Dr. Lisa Flora/**Physician Member**
- Ann Geers/**Consumer, Public Member**
- Dr. Matthew Holmes/**Psychiatrist Member**
- Robert J. Knoedler/**Engineer Member**
- Dr. Ginger Lang/**Psychologist Member**
- Tammy Maney/**Registered Nurse Member**
- Dr. David McCracken/**Veterinarian**
- Judy Price-Brookshire/**Consumer Public Member**
- Brandon Rogers/**County Commissioner**
- Dan Schultz/**Social Worker Member**
- John Stoeckel/**Public Member**
- Martha Teater/**Consumer, Public Member**
- Paul M. Turner, Jr./**Chairman, Public Member**



Public Health Services Division Leadership Team

- Garron **Bradish** *Environmental Health Supervisor*
- Lisa **Davis** *Director of Nursing*
- Megan **Hauser** *Healthy Haywood Coordinator*
- Wilma **Henson** *Management Support Supervisor*
- Vicki **James** *Clinical Nursing Supervisor*
- Patrick **Johnson** *Public Health Services Director*
- Danielle **Miller** *Nutrition/WIC Director*
- Tammy **Quinn** *School Nursing Supervisor*
- Anita **Wilkins** *Preparedness Coordinator/Health Educator*



Services offered at the Haywood County Health and Human Services Agency, Public Health Services Division

- Adult Health
- Care Coordination for Children
- Child Health
- Communicable Disease Control
- Dental Clinic
- Emergency Preparedness
- Environmental Health
- Family Planning
- General Clinic
- Health Education & Promotion
- Healthy Haywood
- Laboratory
- Pregnancy Care Management
- School Health
- WIC Nutrition Program



Top 10 Health Priorities 2015-2018

1. Substance Abuse (alcohol/tobacco/other drugs)
2. Mental Health
3. Physical Activity and Nutrition
4. Chronic Disease
5. Maternal and Infant Health
6. Sexually Transmitted Disease/ Unintended Pregnancy
7. Injury and Violence
8. Oral Health
9. Social Determinants of Health
10. Infectious Diseases and Food Borne Illnesses

Source: <http://www.healthyhaywood.com/about-us>
 These priorities were identified during the most recent Community Health Assessment.



Haywood County Census Data

People QuickFacts	Haywood County
Population, July 2015 estimate	59,868
Population, percent change, April 1, 2010 to July 1, 2015	1.4%
Population, 2010, April 1	59,036
Persons under 5 years, percent, 2015	4.5%
Persons under 18 years, percent, 2015	18.4
Persons 65 years and over, percent, 2015	24%
Female persons, percent, 2015	51.8%
White alone, percent, 2015	96.3%
Black or African American alone, percent, 2015	1.3%
American Indian and Alaska Native alone, percent, 2015	0.6%
Asian alone, percent, 2015	0.5%
Native Hawaiian and Other Pacific Islander, percent, 2015	Z
Two or More Races, percent, 2015	1.2%
Hispanic or Latino, percent, 2015	3.7%
White alone, not Hispanic or Latino, percent, 2015	93%

Source: <http://www.census.gov/quickfacts/table/PST045215/37087>
 Note: Z indicates value greater than zero but less than half unit of measure shown.



10 Leading Causes of Death Mortality

Leading Cause of Death	Haywood County		NC	
	Rank	%	Rank	%
<i>2015 (most recent)</i>				
Heart Disease	1	26.1	2	20.7
Cancer	2	20.2	1	21.7
Chronic Lower Respiratory Diseases	3	6.8	3	5.9
Cerebrovascular Disease	4	5.0	4	5.6
All Other Unintentional Injuries	5	4.2	6	3.9

Source: <http://www.schs.state.nc.us/interactive/query/lcd/lcd.cfm>
Note: Accidental drug overdose is included in "All Other Unintentional Injuries"



10 Leading Causes of Death Mortality

Leading Cause of Death	Haywood County		NC	
	Rank	%	Rank	%
<i>2015 (most recent)</i>				
Influenza and Pneumonia	6	3.3	8	2.4
Alzheimer's Disease	7	3.2	5	4.3
Nephritis, nephrotic syndrome and nephrosis	8	3.0	9	2.0
Pneumonitis*	9	1.8	N/A	N/A
Diabetes Mellitus	10	1.7	7	3.1

Source: <http://www.schs.state.nc.us/interactive/query/lcd/lcd.cfm>
*Pneumonitis did not rank as one of the top 10 causes of death for NC.



Communicable Disease Report

ANIMAL BITES: 142	HEPATITIS C, ACUTE: 6
AIDS: 2	HIV INFECTION: 2
CAMPYLOBACTER INFECTION: 35	NON-GONOCOCCAL URETHRITIS (NGU): 3
CHLAMYDIA - Lab confirmed: 135	PERTUSSIS (Whooping Cough) Lab-confirmed: 1
ENCEPHALITIS (LaCross Encephalitis): 1	SALMONELLOSIS: 5
GONORRHEA: 12	STREPTOCOCCAL INFECTION, Group A: 4
HEMOPHILUS INFLUENZAE, Invasive disease: 1	TUBERCULOSIS: 10

Source: Haywood County Health and Human Services Agency, Communicable Disease Program, January-December 2016



Environmental Health: On-Site Waste Water Activity

- Number of septic and well applications: 708
- Septic installation inspections: 235
- Sewage complaints investigated: 34
- Notice of Violations issued: 5
- Total number of septic permits issued: 453
- Septic operation permits issued: 212

Source: Haywood County Health and Human Services Agency, Environmental Health Program, January-December 2016



Environmental Health: Well Program Activity

- Well permits issued: 134
- Grout inspections: 118
- Well Certificates of Completion: 66
- Wells sampled: 77
- Well complaints investigated: 2

Source: Haywood County Health and Human Services Agency, Environmental Health Program, January-December 2016



Environmental Health: Food and Lodging Activity

- Food and Lodging inspections: 552
- Permits Issued (including temporary est.): 121
- Food and lodging complaints: 29
- Total number of food establishments: 251

*Food establishments open to the public, including restaurants and food stands.

Source: Haywood County Health and Human Services Agency, Environmental Health Program, January-December 2016



Environmental Health: Complaints Investigated through Code Enforcement Program

- Garbage/refuse: 27
- Debris/Junk: 35
- Rodents/Mosquitoes: 26
- Total complaints investigated: 75
- Total Code Enforcement Visits: 393


Source: Haywood County Health and Human Services Agency, Environmental Health Program, January-December 2016



Dental Clinic

- Patients Seen in Last 12 months: 1124
- Insured- 28.75%
- Uninsured- 71.25%
- Age groups- Most represented is 30-39 (18.62%) and least represented is 70+ (5.36%)
- Gender- male (35.55%) and female (64.45%)


Source: Haywood County Health and Human Services Agency, Dental Health Program. Data is current as of January 25, 2017.



Women, Infants & Children


- Assigned Caseload: 1467
- Serves: 1335
- Breastfeeding Peer Counselor serves: 600
(typical yearly caseload)
- Program Budget: \$247,752
- Vendors: 9
- Total WIC \$ Spent in County: \$998,000

Source: Haywood County Health and Human Services Agency, Women, Infants & Children Program



Community Health Priorities & Improvement

- 1-Substance Abuse
- 2-Mental Health
- 3-Physical Activity and Nutrition




Our Health Priorities

Selected as a result of the most recent community health assessment

CHA and Community Health Improvement Plan

<http://www.healthyhaywood.com/about-us>



Data- Substance abuse

- Use of Rx drug without prescription- 1.8 % (HC), 1.3% (WNC)
- Have ever shared a Rx drug with someone else- 6.7% (HC), 4.4% (WNC)
- Binge drinking- 12.7% (HC), 10% (WNC)
- Current smokers- 24.1% (HC), 19.3% (WNC)

Source: 2015 PRC Community Health Survey, Professional Research Consultants, Inc. 2015

*HC= Haywood County

*WNC= Western North Carolina

Substance Abuse Plan

- Objective- Reduce the percentage of high school students who had alcohol on one or more of the past 30 days to 30%.
 - Hold two Responsible Alcohol Seller Program trainings (RASP).
 - Enhance enforcement of laws prohibiting alcohol sales to minors. This will be done by conducting the Sticker Shock project in two new businesses.
 - Increase compliance with the Waynesville, NC tobacco-free ordinance through placing four media pieces.
 - Install needle disposal boxes in three new locations.



Progress Highlights- Substance Abuse

- oNeedle disposal boxes currently exist in five locations.
- oNeedle exchange is legal in NC. A program is being coordinated for Haywood County.
- oResponsible Alcohol Seller/Server Trainings are being scheduled.
- oAll HUD housing has received a mandate to have smoke-free buildings. The regional tobacco prevention manager is providing support.

Source: Anecdotal data from coalition staff and partners

Substance Abuse Progress Highlights

Project

- The 2nd Annual Western Regional Recovery Rally was held on September 10, 2016. It was attended by 900 individuals.

“ We think it’s also important to give people the help they need to stay away from the danger of drugs. ”


CHIEF BILL HOLLINGS
Waynesville police chief and recovery ally

@WesternRegionalRecoveryRally | 09/10/2016 | Lake Junaluska, NC



Partners

- Law enforcement, Drugs in Our Midst, Mountain Area Recovery Center, Vaya Health, Meridian Behavioral Health Services, Volunteers, National Safety Council, Haywood County EMS, The Mountaineer, Smoky Mountain News, Haywood Regional Medical Center, Mothers Against Drunk Driving




Data- Mental Health

- Report more than 7 days of poor mental health in the past month- 16% (HC), 13% (WNC)
- Unable to get needed mental health care or counseling in the past year- 7.3% (HC), 7.5% (WNC)

Source: 2015 PRC Community Health Survey, Professional Research Consultants, Inc. 2015

*HC= Haywood County

*WNC= Western North Carolina



Mental Health Plan

- Objective:
Reduce the rate of mental health visits to emergency departments.
- 1-Mental Health First Aid/Youth Mental Health First Aid
 - A minimum of four classes will be held by May 2018 with 25 people attending per class.
- 2-Provide Question/Persuade/Refer (QPR) training to community members and form suicide prevention plan
 - Hold a minimum of six QPR trainings with community members and organizations.

Mental Health Progress Highlights

Project

- Mental Health First Aid classes have been taught in the county by Vaya Health (formerly Smoky Mountain MCO).

Partners

- Vaya Health and host organizations





Data- Physical Activity and Nutrition


- In Haywood County, adults report consuming 6.8 servings of fruit per week (7.3, WNC). Vegetables are consumed at 7.6 servings per week (8.4, WNC).
- The obesity rate for Haywood County is 27.9%, compared to 28.8% in WNC. This number combines both overweight and obese adults.
- The rate of overweight adults in Haywood County is 64.8%, compared to 64.3% in WNC.

Sources:

- 2015 PRC Community Health Survey, Professional Research Consultants, Inc.
- The definition of obesity is having a body mass index (BMI), a ratio of weight to height (kilograms divided by meters squared), greater than or equal to 30.0, regardless of gender.

Physical Activity Plan

- Objective-Decrease the adult overweight and obesity rate in Haywood County to 62%.
 - Faithful Families Eating Smart and Moving More (FFESMM)- 2 classes will be taught at churches or other faith-based organizations
 - National Diabetes Prevention Program- 50 participants will complete the program
 - Results-Based Accountability- This evidence-based process will be used to track progress and evaluate results



Progress Highlights 2016

- Fitness Challenge
 - Raised- \$5,590
 - Participants- 559
- Power of Pink
 - Raised- \$11,254
 - Participants- 241


Source: Event organizers

Physical Activity and Nutrition –

Fitness Challenge Partners

- Angie's Dance Academy
- Blue Ridge Natural Health
- Body Lyrics Belly Dance
- CrossFit Haywood
- CrossFit Yona
- Haywood Regional Health and Fitness Center
- Maggie Mountain Fitness and Massage
- Smoky Mountain Sk8Way & Fun Zone
- Maggie Martial Arts
- Sweet Circle Hoops- Hoop Dancing and Fitness Class
- The Fitness Connection
- The Old Amory Rec Center
- Urban Athletic Training Center
- Waynesville Recreation Center
- Waynesville Wellness






Community Outreach

- Head Start Nutrition Classes (4)- 26
- Health Fairs (5)- 417
- County Fair- 15,000
- Drugs in Our Midst programs- 1879
- Health data presentations (2)- 55
- Power of Pink- 241
- Recovery Rally- 900
- Maple Leaf Adult Respite (5)- 100
- Haywood Vocational (1)- 20
- Elder Abuse Awareness Walk- 120

Source: Event organizers



New or Expanded Initiatives

- Two groups have graduated from the evidence-based Diabetes Prevention Program. Both groups are in the follow-up phase of the program. Combined, the groups have lost over 100 pounds.
- A practice-tested intervention, Faithful Families, will be taught at FBC Waynesville in spring 2017. This is a healthy living curriculum that includes making policy and environmental changes at the church. FBCW is supporting physical activity by installing a bike repair station.
- Our county has a worksite wellness coalition that meets monthly. Six agencies have completed the CDC Worksite Health Scorecard. This allows them to receive support and supplies.

HAYWOOD COUNTY 2016



What's Next?

Continued attention to collective action and monitoring impact



- A presentation will be made to the Board of Health and Human Services
- Copies will be provided to each county library
- The report will be added to the Haywood County and Healthy Haywood websites

Patrick Johnson, RN-C, MPA
Director, Public Health Services
Division, phjohnson@haywoodnc.net

Megan Hauser, MA,
Health Educator,
mhauser@haywoodnc.net