



December 2011

Haywood County

State of Health Report

2177 Asheville Road
Waynesville, NC
28786p 452-6675



Promoting healthy lifestyles and a safe environment.

Our responsibility to the citizens of Haywood County
is to assess the health needs
and cooperate with the community
to assure a safe environment,
to provide quality public health services,
and promote healthy lifestyles.

MISSION STATEMENT





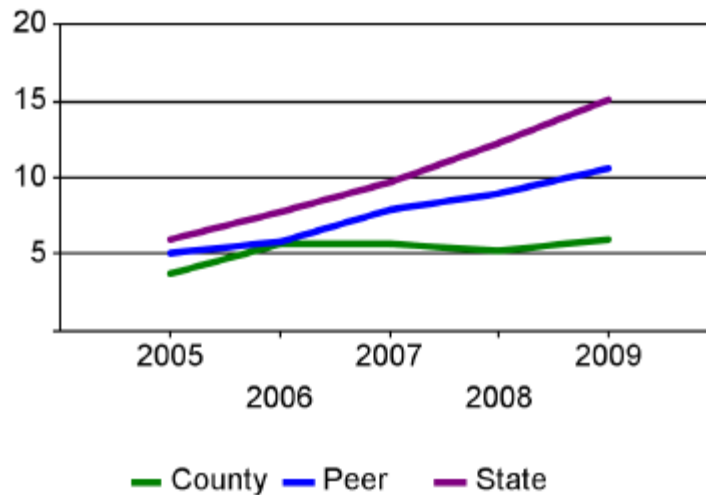
Services Offered

- Adult Health
- Child Health
- Child Service Coordination
- Communicable Disease Control
- Dental Clinic
- Environmental Health
- Family Planning
- General Clinic
- Health Check
- Health Choice
- Health Education & Promotion
- Healthy Haywood
- Laboratory
- Maternity Care Coordination
- Prenatal Care
- School Health
- WIC Nutrition Program



Haywood County **Population** Estimate

**Percent of Population Change Since
Base Year 2000**



Peers

Ashe

Cherokee

Macon

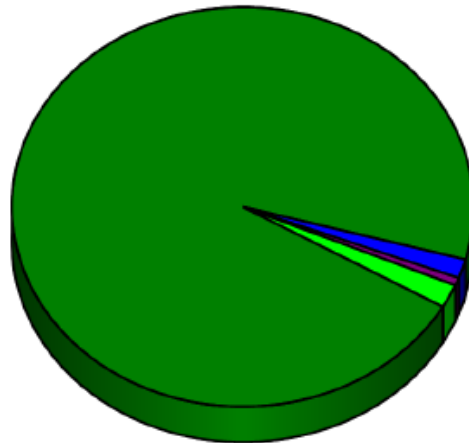
Indicator Raw Values

| Year | County | Peer Avg. | State |
|------|--------|-----------|-----------|
| 2005 | 56,129 | 27,548 | 8,570,234 |
| 2006 | 57,166 | 27,714 | 8,719,727 |
| 2007 | 57,189 | 28,266 | 8,877,950 |
| 2008 | 56,945 | 28,567 | 9,073,031 |
| 2009 | 57,367 | 28,987 | 9,302,373 |



Haywood County Population By Race

Race Value Graph



2009 - White
2009 - Black

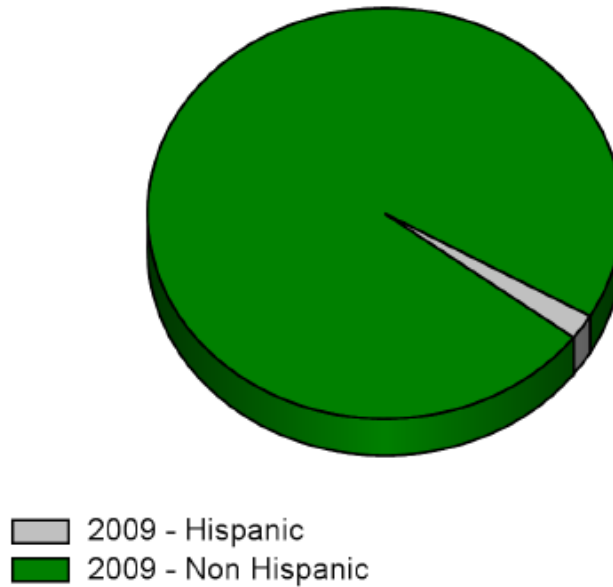
2009 - American In...
2009 - Other

| | Value |
|--------------|--------|
| White | 55,024 |
| Black | 883 |
| American Ind | 363 |
| Other | 1,097 |



Haywood County Population By Ethnicity

Ethnicity Value Graph



| | |
|--------------|--------|
| Hispanic | 1,143 |
| Non Hispanic | 56,224 |



Haywood County Demographics

Compared to State

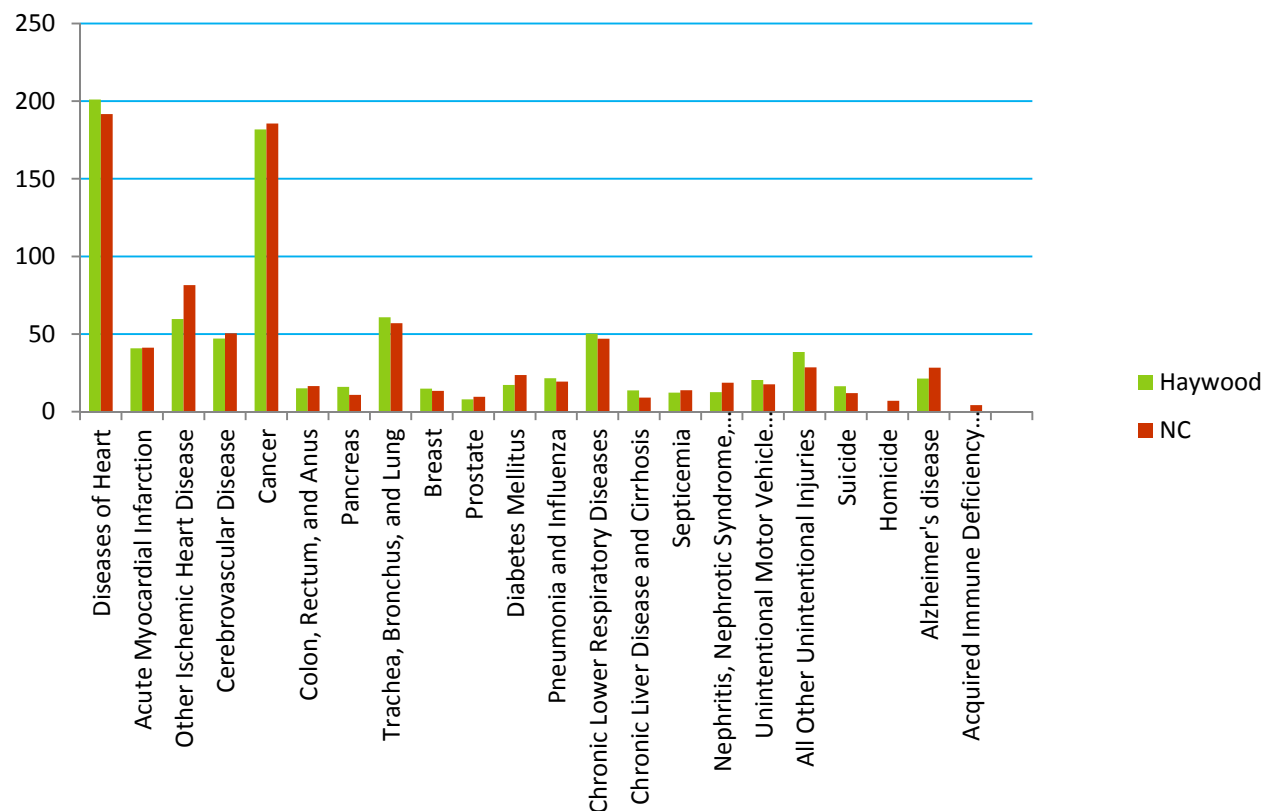
| People QuickFacts | Haywood County | North Carolina |
|---|-------------------|----------------|
| Population, 2010 | 59,036 | 9,535,483 |
| Population, percent change, 2000 to 2010 | 9.3% | 18.5% |
| Population, 2000 | 54,033 | 8,049,313 |
| Persons under 5 years, percent, 2010 | 4.9% | 6.6% |
| Persons under 18 years, percent, 2010 | 19.5% | 23.9% |
| Persons 65 years and over, percent, 2010 | 21.0% | 12.9% |
| Female persons, percent, 2010 | 51.7% | 51.3% |
| White persons, percent, 2010 (a) | 95.5% | 68.5% |
| Black persons, percent, 2010 (a) | 1.1% | 21.5% |
| American Indian and Alaska Native persons, percent, 2010 (a) | 0.5% | 1.3% |
| Asian persons, percent, 2010 (a) | 0.4% | 2.2% |
| Native Hawaiian and Other Pacific Islander, percent, 2010 (a) | Z | 0.1% |
| Persons reporting two or more races, percent, 2010 | 1.1% | 2.2% |
| Persons of Hispanic or Latino origin, percent, 2010 (b) | 3.4% | 8.4% |
| White persons not Hispanic, percent, 2010 | 93.8% | 65.3% |
| Median household income, 2009 | \$40,380 | \$43,754 |
| Persons below poverty level, percent, 2009 | 15.2% | 16.2% |

Source: www.quickfacts.census.gov



Leading Causes of Death – Mortality

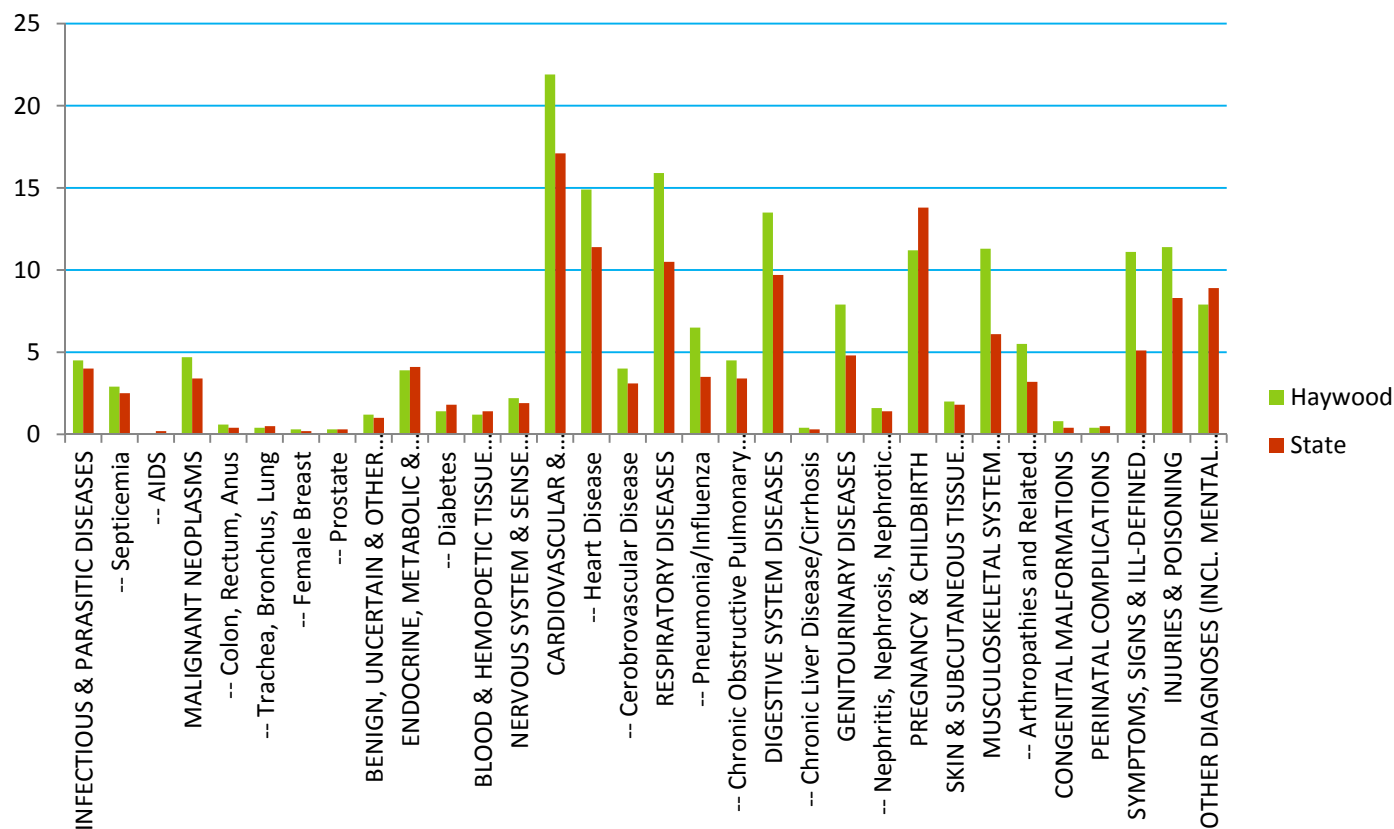
2005 - 2009



Source: North Carolina Center for State Health Statistics



Leading Causes of Hospitalization – Morbidity Discharge Rate Per 1000 Population – 2009



Source: North Carolina Center for State Health Statistics

**January
thru
October
2011**



Communicable Disease Report

| | |
|---|------------|
| ANIMAL BITES/Domestic | 138 |
| ANIMAL BITES/Wild | 6 |
| AIDS | 1 |
| CAMPYLOBACTER INFECTION | 2 |
| CHLAMYDIA - Lab confirmed | 103 |
| CRYPTOSPORIDIOSIS | 2 |
| ENCEPHALITIS (LAC) | 1 |
| GENITO-URINARY (non-PID) Gonorrhea | 0 |
| GONORRHEA | 8 |
| HEMOPHILUS INFLUENZAE, Invasive disease | 0 |
| HEPATITIS C, ACUTE | 1 |
| HIV INFECTION | 1 |
| LEGIONELLOSIS | 2 |
| MENINGITIS, PNEUMOCOCCAL | 0 |
| MENINGOCOCCAL DISEASE, Invasive | 0 |
| NON-GONOCOCCAL URETHRITIS (NGU) | 6 |
| PERTUSSIS (Whooping Cough) Lab confirmed | 3 |
| SALMONELLOSIS | 3 |
| SHIGELLOSIS | 0 |
| STREPTOCOCCAL INFECTION, Group A, invasive | 1 |
| TUBERCULOSIS | 0 |

**January
thru
October
2011**



Environmental Health Data

ON-SITE WASTE WATER ACTIVITY

| | |
|-------------------------------|------|
| • SITE VISITS | 1347 |
| • NUMBER OF APPLICATIONS | 419 |
| • SITES EVALUATED | 340 |
| • SEPTIC SYSTEMS INSPECTED | 316 |
| • COMPLAINTS INVESTIGATED | 43 |
| • NOTICE OF VIOLATIONS | 1 |
| • TOTAL NUMBER PERMITS ISSUED | 654 |

WELL PROGRAM ACTIVITY

| | |
|-----------------------------|-----|
| • PERMITS ISSUED | 95 |
| • GROUT INSPECTIONS | 96 |
| • CERTIFICATE OF COMPLETION | 63 |
| • WELLS SAMPLED | 120 |

**January
thru
October
2011**



Environmental Health Data *continued*

COMPLAINTS INVESTIGATED

| | |
|--------------------------------------|----|
| •GARBAGE/REFUSE_____ | 18 |
| •DEBRIS/JUNK_____ | 33 |
| •MOSQUITOES_____ | 7 |
| •MOLD_____ | 5 |
| •MISC._____ | 29 |
| •Total Complaints Investigated _____ | 92 |

FOOD AND LODGING ACTIVITY

| | |
|-------------------------------------|-----|
| •INSPECTIONS_____ | 679 |
| •PERMITS ISSUED_____ | 146 |
| •COMPLAINTS_____ | 50 |
| •TEMPORARY FOOD EST. PERMITTED_____ | 58 |

Haywood County Dental Clinic

Patient Demographics

- Asian: .3%
- African American: 2.0%
- White: 92.4%
- Hispanic 5.3%

Patient Encounters

January – October 2011

2408

The Dental Clinic Treats

- ☐ Self Pay –
(Based on Household Income)
- ☐ Children with Medicaid
- ☐ Children with Health
Choice
- ☐ Adults with Medicaid
- ☐ Dental Insurance





WIC Serves

- ☐ *Women* –
Pregnant & postpartum
(up to one year if breastfeeding)
- ☐ *Infants* –
Birth to 1 year of age
- ☐ *Children* –
1 year old up to 5 years old



Haywood County WIC

PURPOSE

The WIC program is designed to prevent & improve nutrition related health problems.

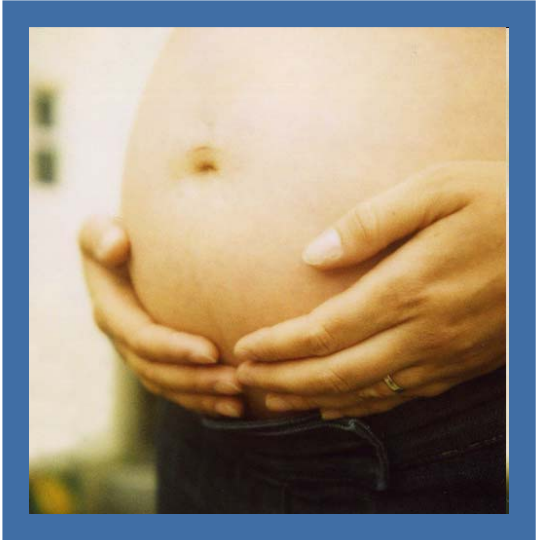
FUNDING

100% Federal Dollars
Through the NC Nutrition
Services Branch



❑ State Assigned Caseload:
1,386

❑ Serves:
1,483 = 107%



Haywood County WIC

Funds for Haywood County

HCHD Program Budget.....\$261,276

(Fiscal Year 2010-2011/July 1st – June 30th)

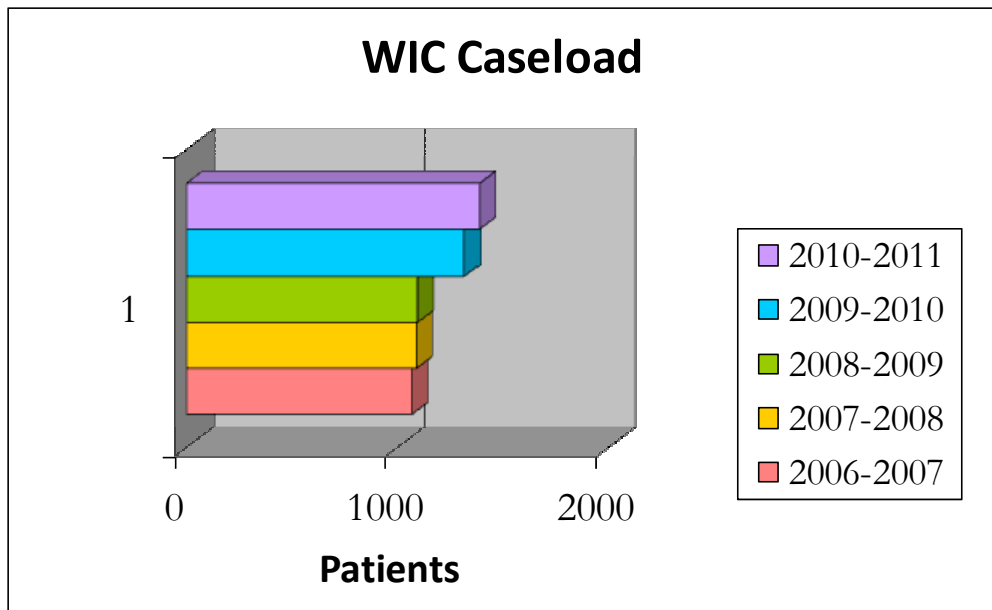
Vendors (10)\$854,484

(\$ reimbursed to grocery stores for WIC vouchers)

Total Spent in County.....\$1,115,760



WIC Caseload



| <u>Year</u> | <u>Caseload</u> | <u>Funding</u> |
|-------------|-----------------|----------------|
| 2006-2007 | 1,070 | \$161,941 |
| 2007-2008 | 1,091 | \$164,745 |
| 2008-2009 | 1,096 | \$183,562 |
| 2009-2010 | 1,317 | \$244,023 |
| 2010-2011 | 1,386 | \$271,276 |



A program of the Haywood County Health Department &
Certified Healthy Carolinians Partnership since 1999.


To improve the health
of Haywood County citizens.

MISSION STATEMENT

healthyhaywood.org



Healthy Living • Substance Abuse • Mental Health



Teams work towards completing action plan goals on a 4 year cycle.

What keeps people in Haywood County from being healthy?

- Unhealthy Food (27 groups)
- Attitude/Don't Care (21)
- Low Income (20)
- Lack of Exercise (19)
- Lack of Knowledge (17)
- No Insurance (17)
- Lack Access to Doctor/Dentist (15)
- Pollution (13)
- Lack of Time (12)
- Smoking/Drinking (12)
- Culture (12)



Question taken from Community Health Assessment survey question completed in 2008



Top 10 Health Priorities

| HEALTH ISSUES | TOTALS |
|--|--------|
| 1. Overweight/Poor Nutrition | 558 |
| 2. Cardiovascular Disease | 524 |
| 3. Substance Abuse (Drugs/Alcohol/Tobacco) | 516 |
| 4. Cancer | 516 |
| 5. Mental Health | 494 |
| 6. Diabetes | 490 |
| 7. Lack of Access to Care | 489 |
| 8. Asthma & Lung Problems | 484 |
| 9. Dental Health | 453 |
| 10. STDs, AIDS, Communicable Disease | 418 |



Prioritization Meeting
May 28, 2009

Health Action Teams 2009-2012



1 Healthy Living

The Healthy Living team's main focus is Physical Activity & Nutrition. Secondary outcome goals - Help prevent or better manage chronic and preventable diseases such as Cancer, Asthma, Diabetes, Cardiovascular Diseases.



2 Substance Abuse

The Substance Abuse team addresses alcohol, tobacco, and other drugs focusing on education and resources through prevention and treatment.



3 Mental Health

The Mental Health team focuses on providing education, resources and breaking the stigma that can accompany Mental Health concerns.

**35 different groups took part in the
Community Health Assessment Survey**



Fitness Challenge

- 2700 participants raising \$27,000
- Gave away \$15,828 in grants/\$5672 in memberships and prizes/\$5500 to conduct the next Fitness Challenge (2012)

Power of Pink

- 5th annual fundraising event/Breast cancer detection in Haywood County/Total Participants = 260
Raised \$20,560 Gross/\$12,103 Net Revenue
- Since 2007, the program has funded 535 procedures for 373 Haywood County women
- Support with planning, volunteers & promotion

Healthy Articles/Healthy Tips and Opps

- 2 articles and 7 Tips and Opps printed in local newspaper
- 9 Healthy Tips & Opps sent monthly via e-mail to database reaching over 3500 people

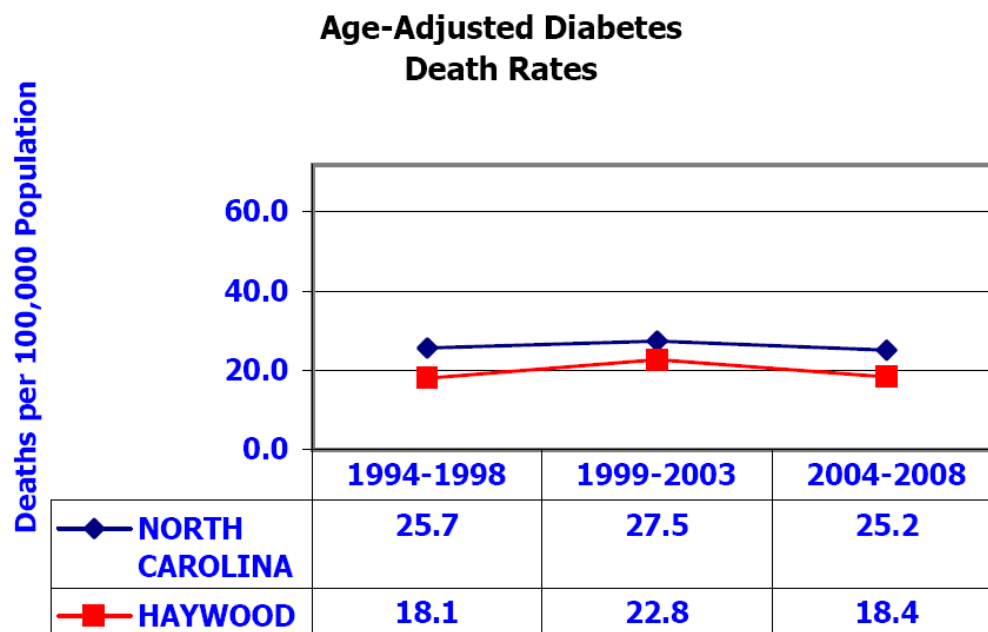
Inspiration of the Month

- 2 winners recognized in the newspaper in article

Action Team Progress



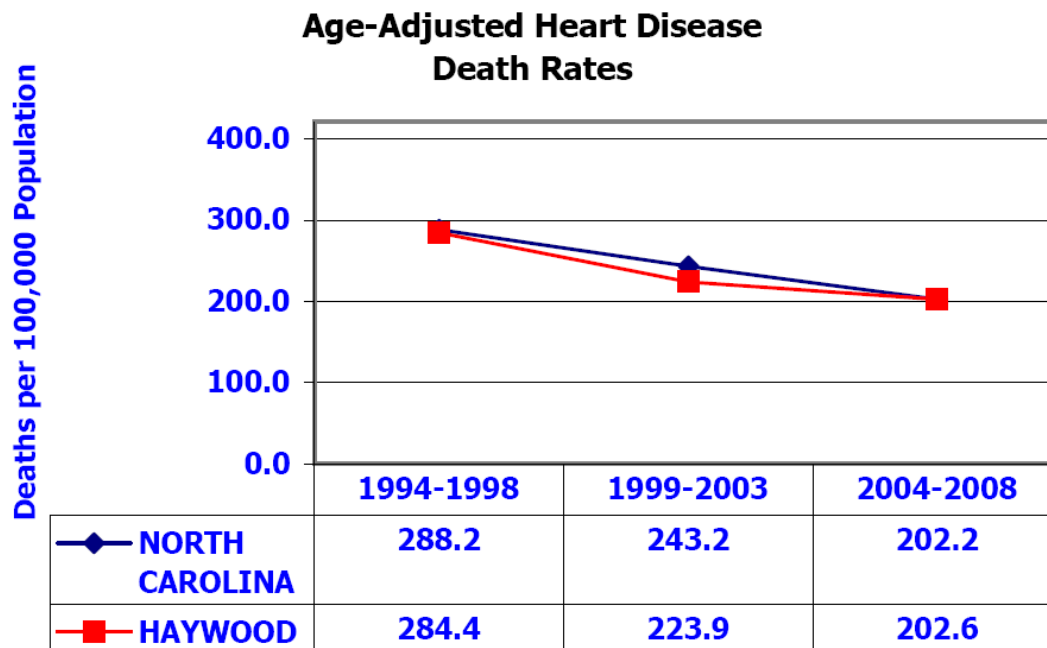
North Carolina & Key Trends in Key Health Indicators: Haywood County



Source: North Carolina County Trend Reports/State Center for Health Statistics



North Carolina & Key Trends in Key Health Indicators: Haywood County



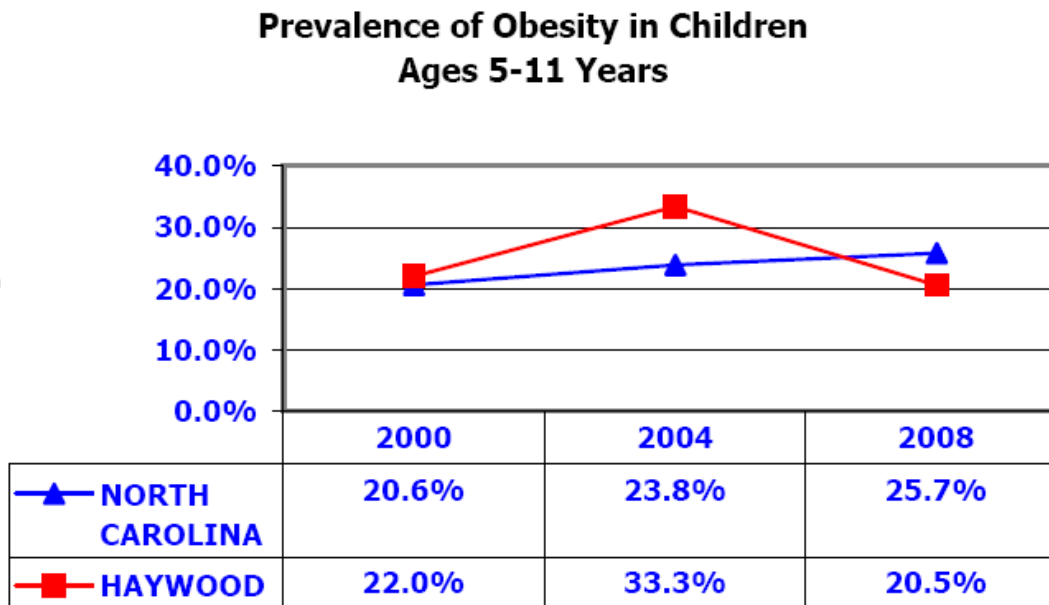
Source: North Carolina County Trend Reports/State Center for Health Statistics



North Carolina & County Trends

Key Health Indicators

Percentage Obese



* Based on NC-NPASS data

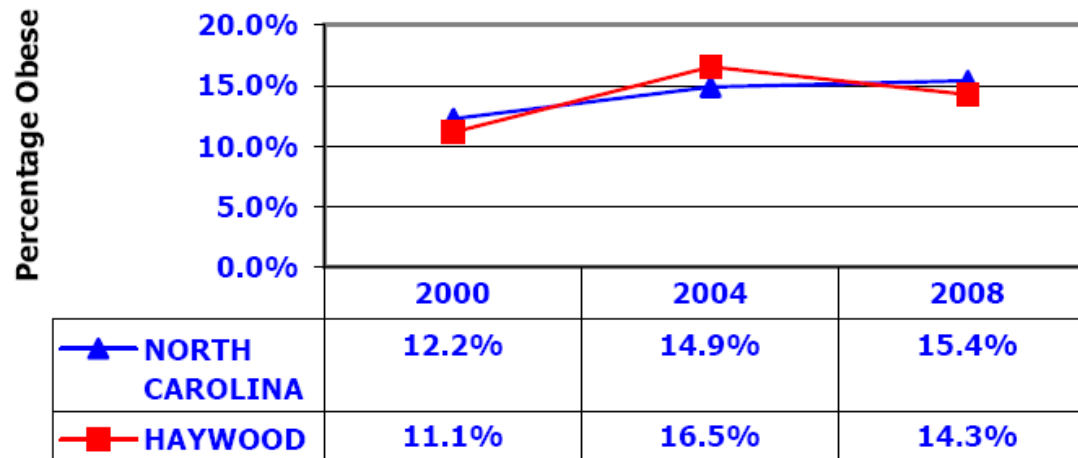


North Carolina & County Trends

Key Health Indicators



**Prevalence of Obesity in Children
Ages 2-4 Years**



* Based on NC-NPASS data

Body Mass Index Measurements

Haywood County Elementary Schools

2001 - 2011

| School Year | % OW and Obese | % Overweight | % Obese | # of Morbidly Obese |
|----------------|----------------|--------------|---------|------------------------------------|
| • 2010 – 2011 | 39% | 17.6% | 21.6% | 63 |
| • 2009 – 2010 | 40% | 18% | 22% | 65 |
| • 2008 – 2009 | 40% | 19% | 21% | 72 |
| • 2007 – 2008 | 39% | 18% | 21% | 65 |
| • 2006 – 2007 | 36.66% | 18% | 18% | 72 |
| • 2005 – 2006 | 37% | 18.5% | 18.5% | 50 |
| • 2004 – 2005 | 38% | 19% | 19% | 54 |
| • 2003 – 2004 | 35% | 17% | 18% | 62 |
| • 2002 – 2003* | 35% | 17% | 18% | 8 |
| • 2001 – 2002 | 32% | 16% | 16% | Did not compute the first year. |





Support Homeless Shelter in Haywood County

- Provide education and resources to the homeless community who access the shelter through presentations, literature, and resource guide.
- 5 presentations given by various community agencies

Mental Health Display Board

- Educate/Break Stigma/Bring Awareness/Provide Resources
- Displayed at Haywood County Fair Grounds
- Estimated viewers: 8,000

Article of the Month

- 3 printed in local newspaper

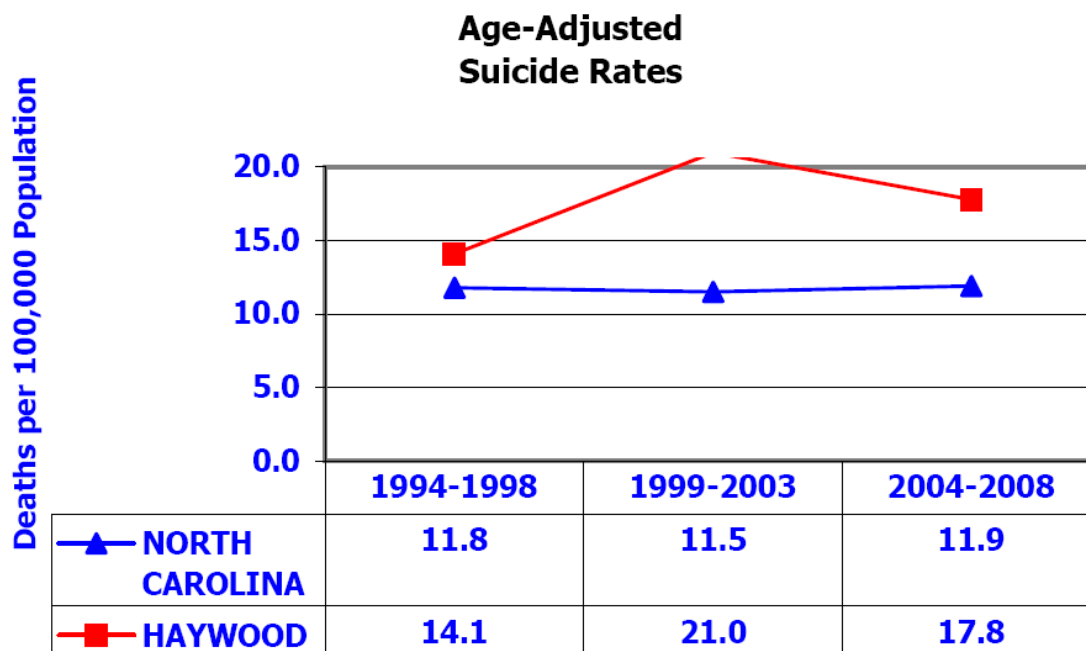
Mental Health E-mail Newsletter to Faith Community

- 2 issues of newsletter completed this year
- Distributed to 67 faith contacts

Action Team Progress



North Carolina & Key Trends in Key Health Indicators: Haywood County



Source: North Carolina County Trend Reports/State Center for Health Statistics



Prescription for Safety Coalition

- 13 meetings (Includes Substance Abuse Team)
- 382 estimated total attendance
- 764 meeting hours

Article of the Month

- 3 printed in local newspaper

TATU (Teens Against Tobacco Use)

- Presented to 658 elementary students & 25 Community College Students
- 32 total classes taught

Substance Abuse Resource Guide (Local)

- Distribution is ongoing (web & print)

Action Team Progress

On the Rise

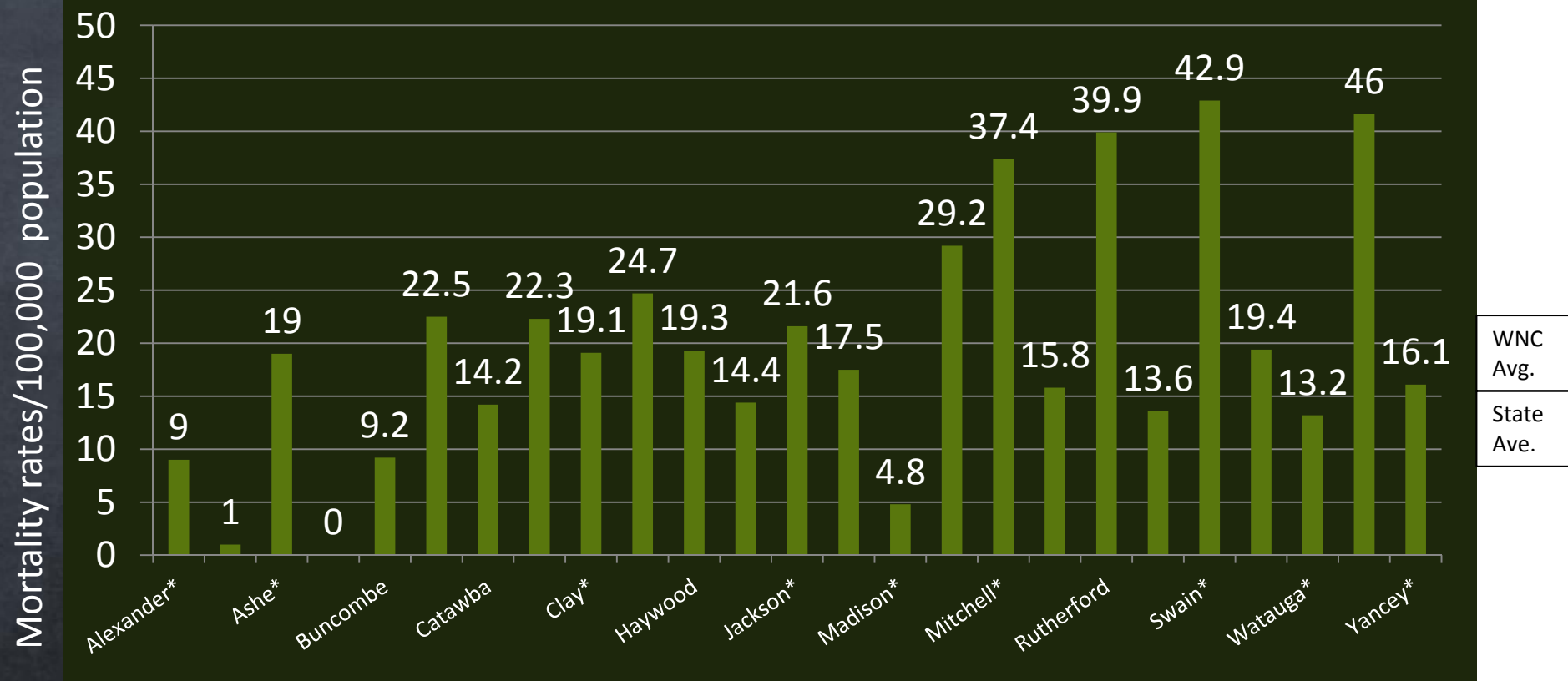


1 in 4 **investigated deaths** in Haywood
County are a result of *prescription drug use*.

Source: Haywood County Medical Examiner's Office



Unintentional & Undetermined intent poisoning mortality rates/100,000 population Western NC Counties - 2008



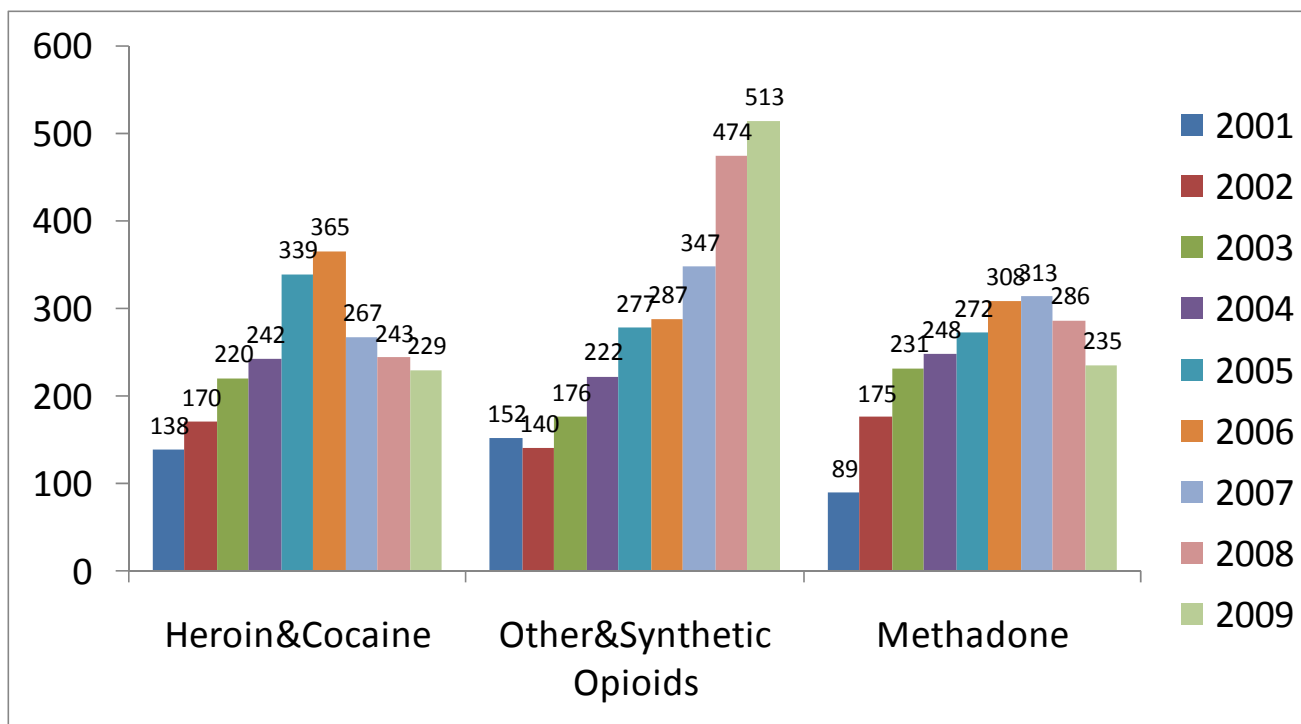
* Less than 10 deaths

Mortality data source: NC SCHS, August 2009



Unintentional & Undetermined Poisonings from Narcotics*: NC Residents 2001-2009

Number of poisoning deaths with a drug mentioned



Source: NC SCHS, *T-codes (40.1 and 40.5), (40.2 and 40.4) and 40.3, 9/20109



Prescription for Safety Coalition **Successes**

1. Clergy Breakfast/March 2011/10 Attended/3 Speakers
2. Educational Handouts/Flyers/50,000 Printed
3. Participating Pharmacies Distributed Flyers with Prescription
4. 54 Community & School Presentations
5. 114 MedSafe Lock Boxes Purchased for Community Use
6. Permanent Drop Boxes at Haywood County Sheriff's Dept. & Waynesville Police Department
7. Coalition LOGO developed
8. Video Production
9. Monthly Education Classes for Community
10. Promoted Message by Walking in 3 Parades
11. Hospital Policies Revised
12. Series of 13 Articles Printed in *The Mountaineer*
13. 3 "Pill Take Back" Conducted within County
14. Met with State and Federal legislators/3 Bills in NC's House and Senate
15. Prescription Drug Diversion Training for Patrol Officers
16. Working with MADD (Mothers Against Destructive Decisions) to educated public on "Drugged Driving" Campaign
17. EMS Procedures Revised

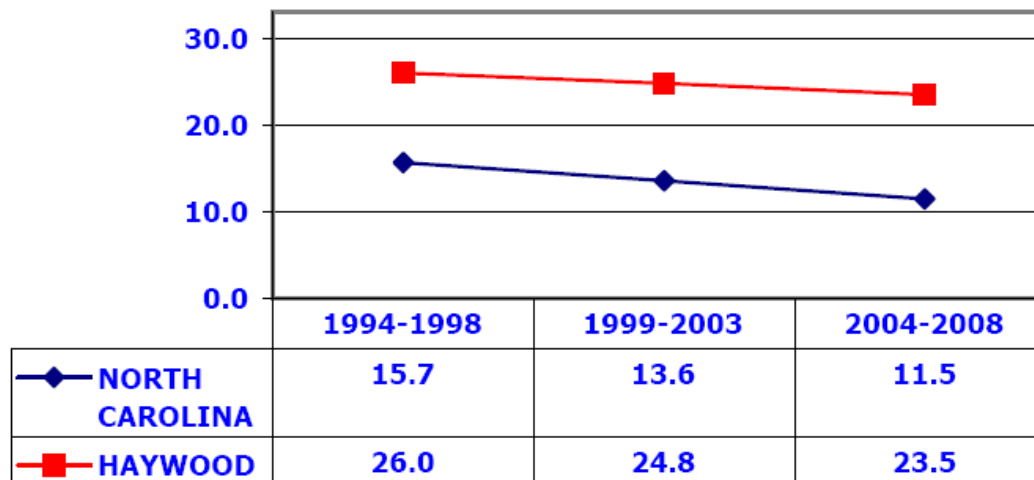
Source: North Carolina County Trend Reports/State Center for Health Statistics



North Carolina & County Trends

Key Health Indicators

Percentage of Resident Live Births Where Mother Smoked During Pregnancy



HEALTHY HAYWOOD ● Meeting Attendance

Healthy Living Action Team

Total # of all who attended: 68

Total # meeting hours donated: 136

Substance Abuse Action Team

Total # of all who attended: 70

Total # meeting hours donated: 140

Mental Health Action Team

Total # of all who attended: 50

Total # meeting hours donated: 100

Steering Committee

Total # of all who attended: 26

Total # meeting hours donated: 52



Teams meet monthly to work towards action plan goals.



*Totals only reflect monthly meeting hours
Volunteer hours donated for events and planning not included.*

HEALTH PROMOTION

community outreach

Health Education Classes

10 Classes Taught Covering:

Physical Activity & Nutrition --

Personal Hygiene & Flu Prevention --

Healthy Heart – Cardiovascular Fitness --

Total attendance: 226

TRU Club (Tobacco Reality Unfiltered)

30 Classes

9 Elementary Schools/1 Middle School

658 Students Attended

Haywood Community College

Presented Tobacco Prevention/Cessation/Freshman Health & Wellness

25 Students

HEALTH PROMOTION

community outreach

Community Presentations

Board of Health --

Board of Education --

Elementary School Principals & Central Office Staff --

Parent/Teacher Officers --

PRESENTATION FOCUS

BMI Statistics/Physical Activity/Nutrition Data
& State of the County Health Report

Haywood Community College --

HIV/AIDS Public Forum

Health Trainings

TATU – *Teens Against Tobacco Use*

17 High School students trained

HEALTH PROMOTION

community outreach

Public Service Announcements

4 Tobacco PSA's Recorded

Newspaper & Website

5 articles

Tobacco(2)/Flu/Public Health Awareness/Breast Cancer

Events

“Through with Chew Week”

Smokeless tobacco presentations held at Pisgah & Tuscola High School

400 students

Haywood Christian Academy Walk-A-Thon

3 Health Displays/Classes

140 students/K-12

HEALTH PROMOTION

community outreach

Health Fairs

12 Fairs/Community Events/38 displays

- National American Heart Month - 50 attended
-
- Health Awareness & Wellness Fair for Employees and Patrons – 50 attended
-
- “Through With Chew” Events at Pisgah & Tuscola High Schools – approximately 400 students attended
-
- Meadowbrook Elementary 5k & Fun Run – 400 attended
-
- Town of Waynesville, Clyde & Maggie Valley – 250 attended
-
- Haywood Christian Academy – Walk-A-Thon – 140 attended
-
- HEMC – Haywood Electric Membership Cooperation – 400 attended
-
- County Fair – Haywood County Fair Grounds – approximately 8,000 attended
-
- Meridian – “Mental Health Awareness Day” Event – 50 attended
-
- Evergreen. Inc. Health Fair for Employees – approximately 300 attended
-
- Power of Pink – 260 attended
-
- Mountain Projects Annual Meeting - 250 attended

COMMUNITY OUTREACH

where we serve

SHAC (School Health Advisory Council)

Power of Pink Planning Committee

Waynesville Middle School After Hours Board

Interagency Committee

HIV/AIDS Task Force

Open Access/Family Planning Committee

Local Emergency Planning Committee

Manual Writing Workgroup of the NC Food Code Adoption Transition Team

Smart Start Committee

Local Interagency Coordinating Council

Child Fatality Prevention Team

Community Child Protection Team

KARE's Multidisciplinary Team

Nursing Home Advisory Committee

Western North Carolina Access Care Steering Committee

Good Samaritan Board

NC Public Health Accreditation Board



EMERGING ISSUES

haywood county

Community Health Assessment December 2012

Regional Community Health Assessment

Health Department Accreditation April 2012

Health Department Relocation January 2012

**Mountain Biking Clubs in all Haywood High Schools
Support/Coordination/Promotion**

**Diabetes Self Management Education
New service/Taught by Registered Dietitians
Piloting September 2010 – June 2012**

Access Online

» View the **PowerPoint Report on the Web**

» www.healthyhaywood.org





questions



Haywood County Health Director
Carmine Rocco
crocco@haywoodnc.net
Health Education Department
sduginske@haywoodnc.net

C
O
N
T
A
C
T

www.haywoodnc.net
www.healthyhaywood.org

2177 Asheville Road
Waynesville, NC 28786
p 828.452.6675